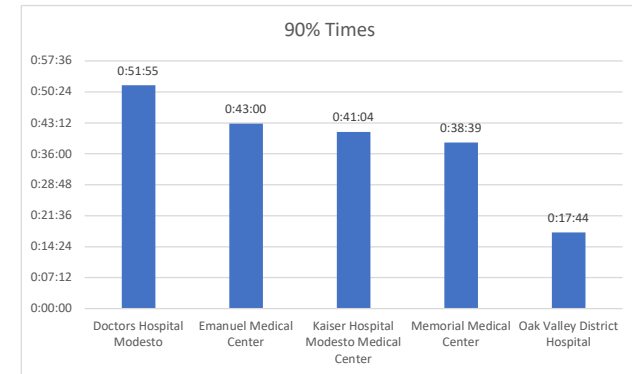
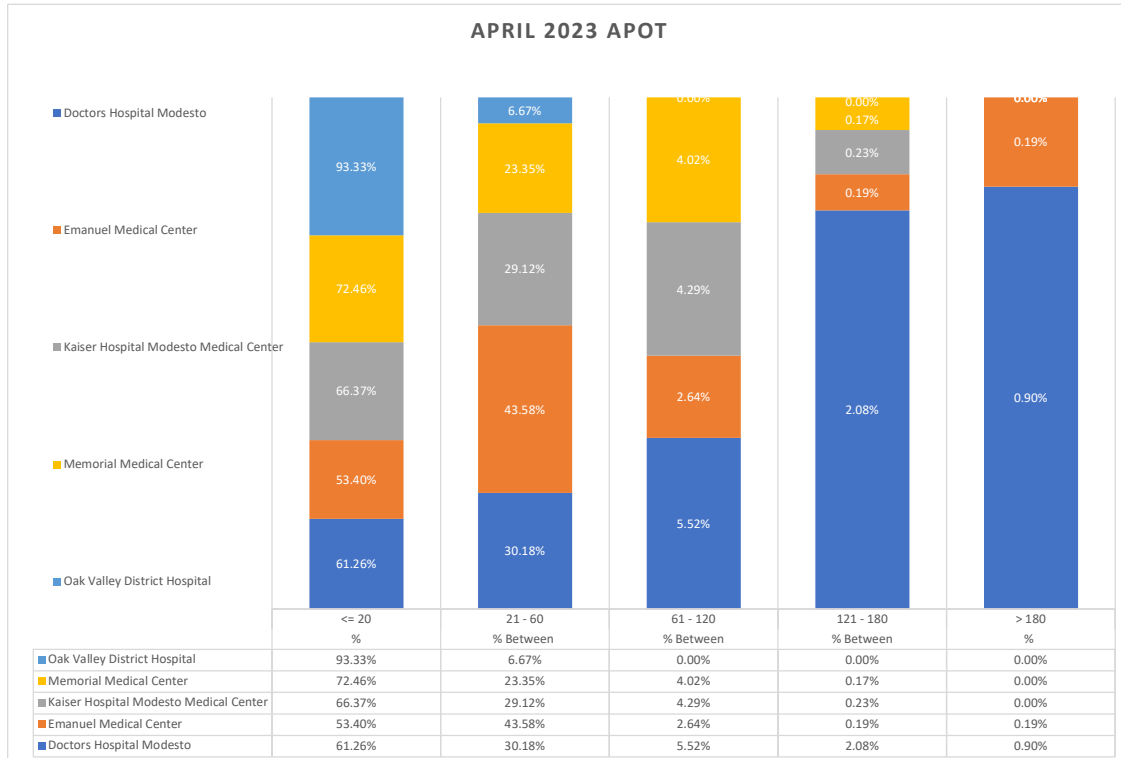
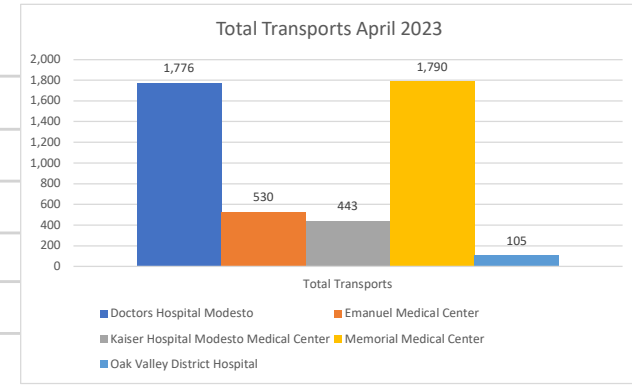


Stanislaus OES APOT

Date Range: 04/01/2023 to 04/30/2023

Provider(s): AMR, Patterson, Oak Valley, Westside

Destination	90th %	Total Transports	Total <= 20	% <= 20	Total Between 21 - 60	% Between 21 - 60	Total Between 61 - 120	% Between 61 - 120	Total Between 121 - 180	% Between 121 - 180	Total > 180	% > 180
Doctors Hospital Modesto	0:51:55	1,776	1,088	61.26%	536	30.18%	98	5.52%	37	2.08%	16	0.90%
Emanuel Medical Center	0:43:00	530	283	53.40%	231	43.58%	14	2.64%	1	0.19%	1	0.19%
Kaiser Hospital Modesto Medical Center	0:41:04	443	294	66.37%	129	29.12%	19	4.29%	1	0.23%	0	0.00%
Memorial Medical Center	0:38:39	1,790	1,297	72.46%	418	23.35%	72	4.02%	3	0.17%	0	0.00%
Oak Valley District Hospital	0:17:44	105	98	93.33%	7	6.67%	0	0.00%	0	0.00%	0	0.00%
Stanislaus OES Totals	0:43:23	4,644	3,060	65.89%	1,321	28.45%	203	4.37%	42	0.90%	17	0.37%



● 90th % is the response time for 9 out of 10 calls.