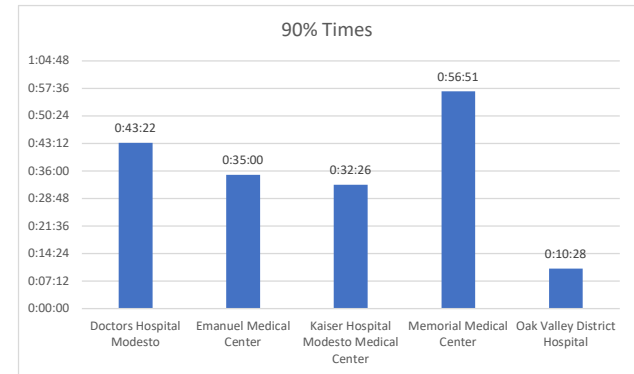
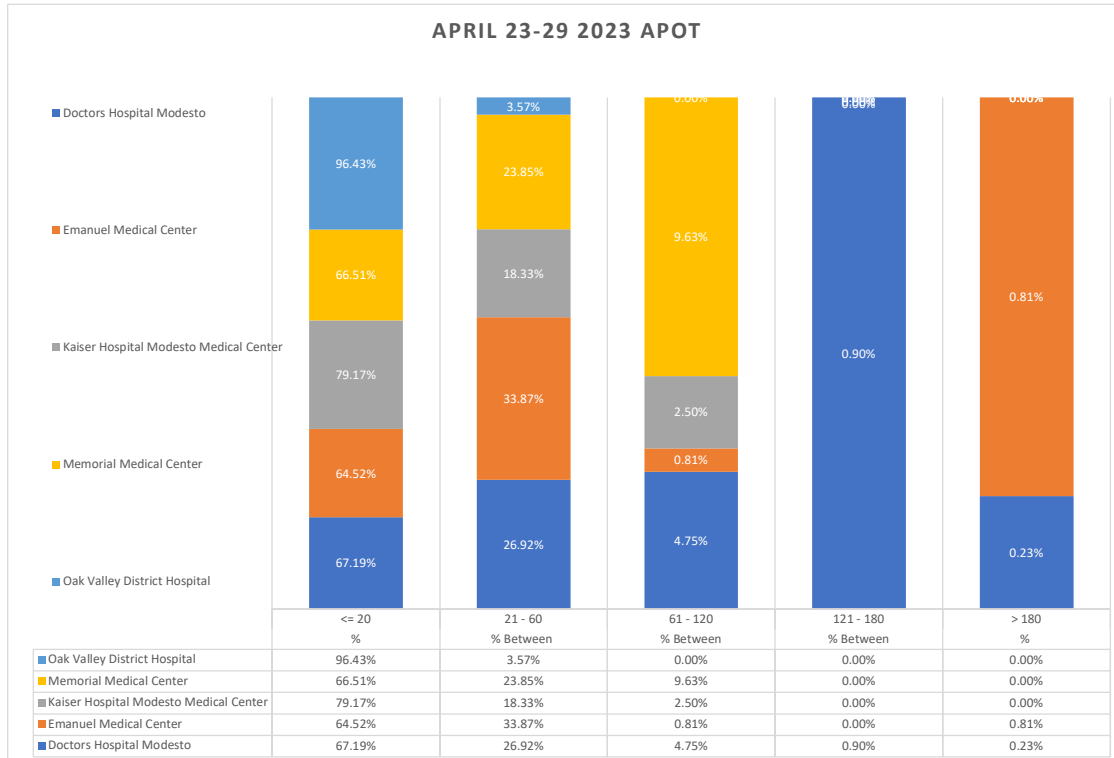
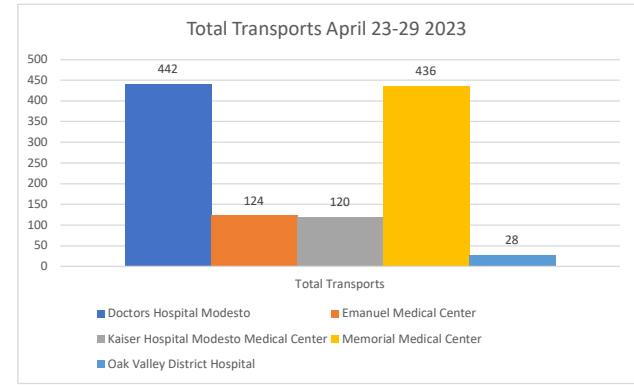


Stanislaus OES APOT

Date Range: 04/23/2023 to 04/29/2023

Provider(s): AMR, Patterson, Oak Valley, Westside

Destination	90th %	Total Transports	Total <= 20	% <= 20	Total Between 21 - 60	% Between 21 - 60	Total Between 61 - 120	% Between 61 - 120	Total Between 121 - 180	% Between 121 - 180	Total > 180	% > 180
Doctors Hospital Modesto	0:43:22	442	297	67.19%	119	26.92%	21	4.75%	4	0.90%	1	0.23%
Emanuel Medical Center	0:35:00	124	80	64.52%	42	33.87%	1	0.81%	0	0.00%	1	0.81%
Kaiser Hospital Modesto Medical Center	0:32:26	120	95	79.17%	22	18.33%	3	2.50%	0	0.00%	0	0.00%
Memorial Medical Center	0:56:51	436	290	66.51%	104	23.85%	42	9.63%	0	0.00%	0	0.00%
Oak Valley District Hospital	0:10:28	28	27	96.43%	1	3.57%	0	0.00%	0	0.00%	0	0.00%
Stanislaus OES Total	0:45:19	1,150	789	68.61%	288	25.04%	67	5.83%	4	0.35%	2	0.17%



● 90th % is the response time for 9 out of 10 calls.