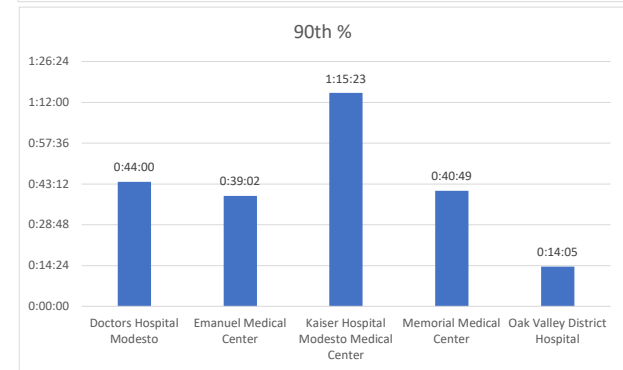
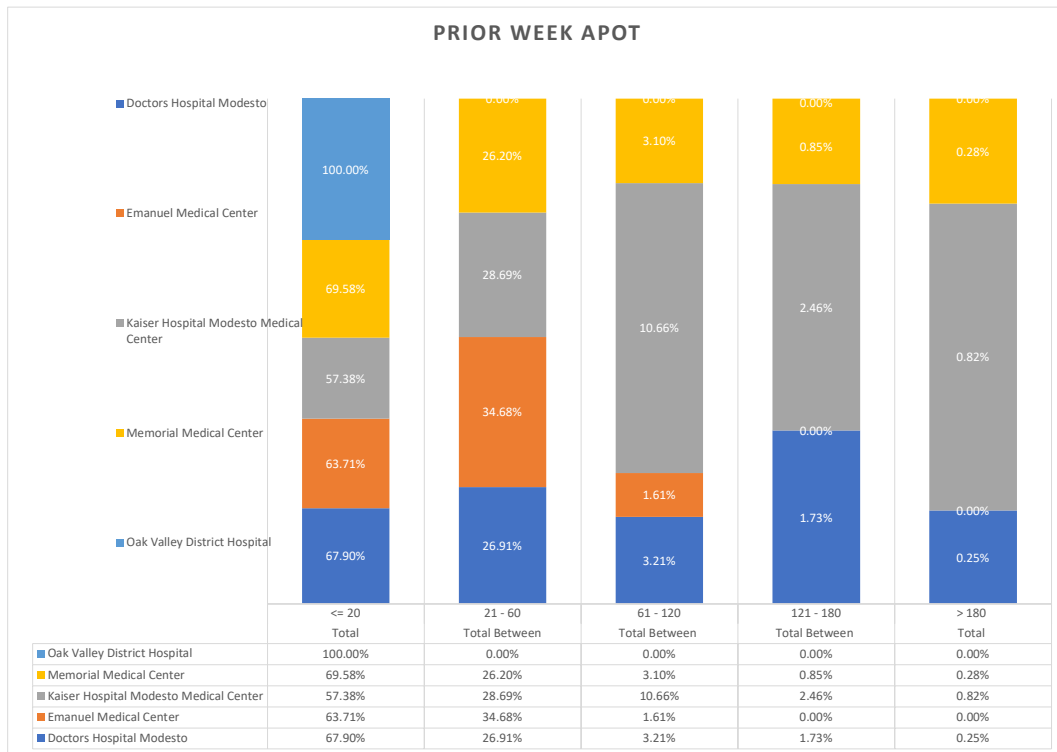
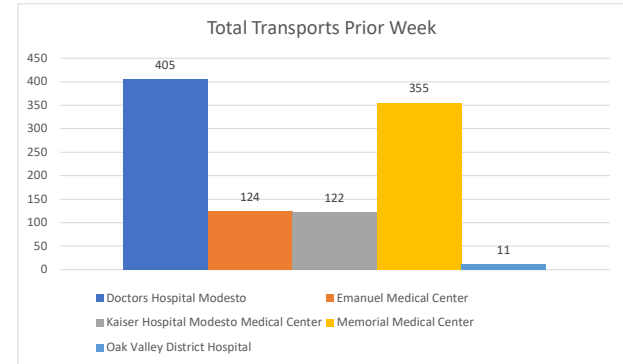


Stanislaus OES APOT
 Date Range:07/31/2022 to 08/06/2022
 Provider(s): AMR, Patterson, Oak Valley, Westside

Destination	90th %	Total Transports	Total	%	Total Between	% Between	Total Between	% Between	Total Between	% Between	Total	%
			<= 20	<= 20	21 - 60	21 - 60	61 - 120	61 - 120	121 - 180	121 - 180	> 180	> 180
Doctors Hospital Modesto	0:44:00	405	275	67.90%	109	26.91%	13	3.21%	7	1.73%	1	0.25%
Emanuel Medical Center	0:39:02	124	79	63.71%	43	34.68%	2	1.61%	0	0.00%	0	0.00%
Kaiser Hospital Modesto Medical Center	1:15:23	122	70	57.38%	35	28.69%	13	10.66%	3	2.46%	1	0.82%
Memorial Medical Center	0:40:49	355	247	69.58%	93	26.20%	11	3.10%	3	0.85%	1	0.28%
Oak Valley District Hospital	0:14:05	11	11	100.00%	0	0.00%	0	0.00%	0	0.00%	0	0.00%



● 90th % is the response time for 9 out of 10 calls.