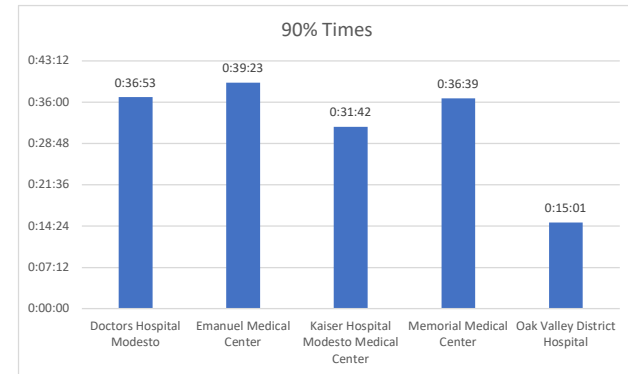
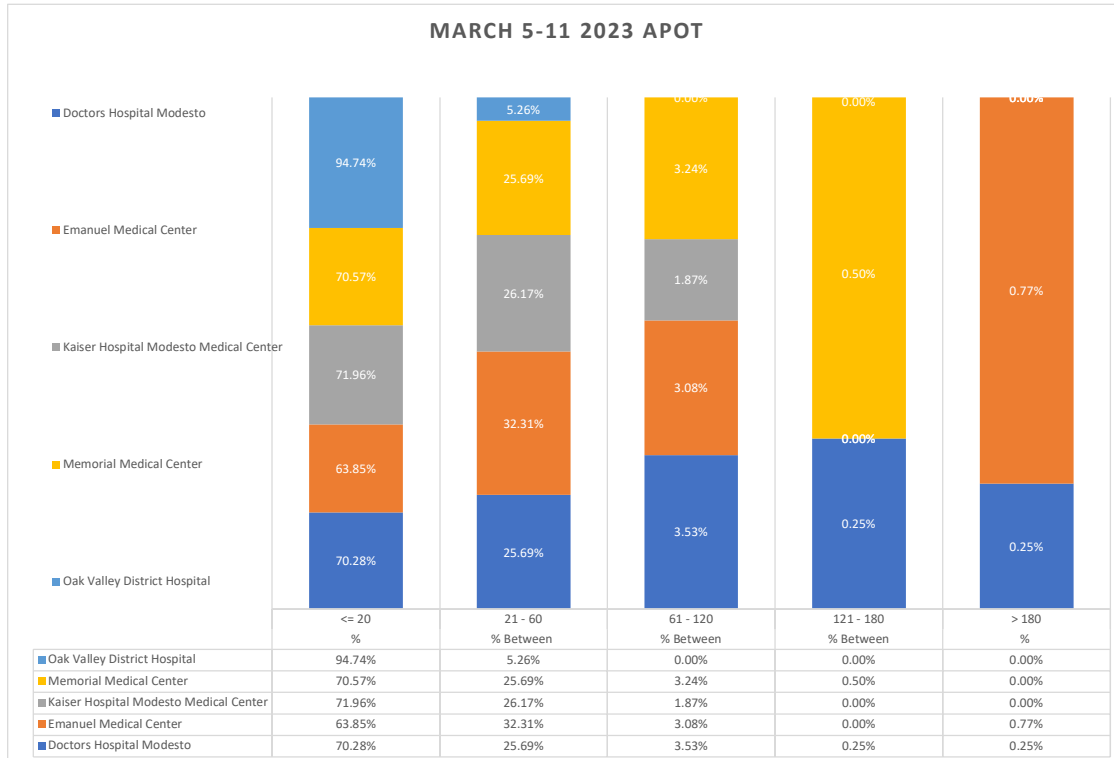
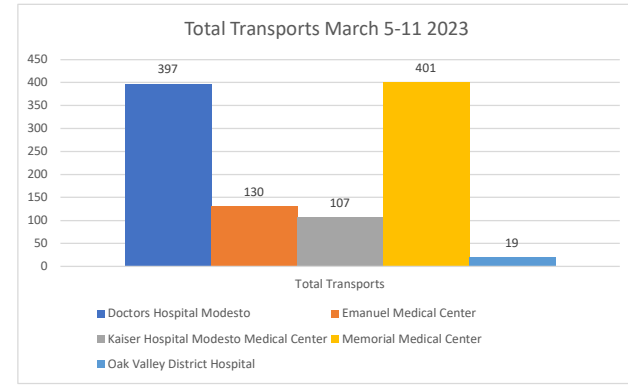


Stanislaus OES APOT

Date Range: 03/05/2023 to 03/11/2023

Provider(s): AMR, Patterson, Oak Valley, Westside

Destination	90th %	Total Transports	Total <= 20	% <= 20	Total Between 21 - 60	% Between 21 - 60	Total Between 61 - 120	% Between 61 - 120	Total Between 121 - 180	% Between 121 - 180	Total > 180	% > 180
Doctors Hospital Modesto	0:36:53	397	279	70.28%	102	25.69%	14	3.53%	1	0.25%	1	0.25%
Emanuel Medical Center	0:39:23	130	83	63.85%	42	32.31%	4	3.08%	0	0.00%	1	0.77%
Kaiser Hospital Modesto Medical Center	0:31:42	107	77	71.96%	28	26.17%	2	1.87%	0	0.00%	0	0.00%
Memorial Medical Center	0:36:39	401	283	70.57%	103	25.69%	13	3.24%	2	0.50%	0	0.00%
Oak Valley District Hospital	0:15:01	19	18	94.74%	1	5.26%	0	0.00%	0	0.00%	0	0.00%
Stanislaus OES Total	0:35:55	1,054	740	70.21%	276	26.19%	33	3.13%	3	0.28%	2	0.19%



● 90th % is the response time for 9 out of 10 calls.