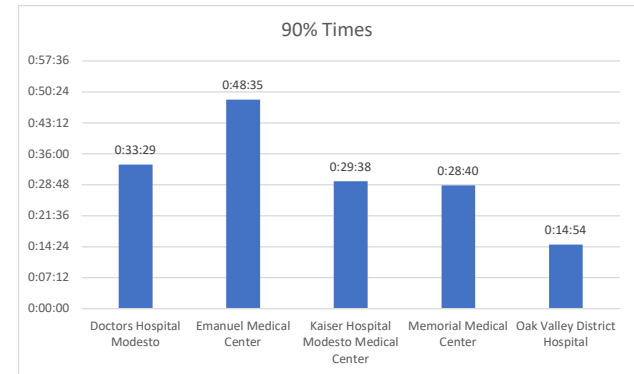
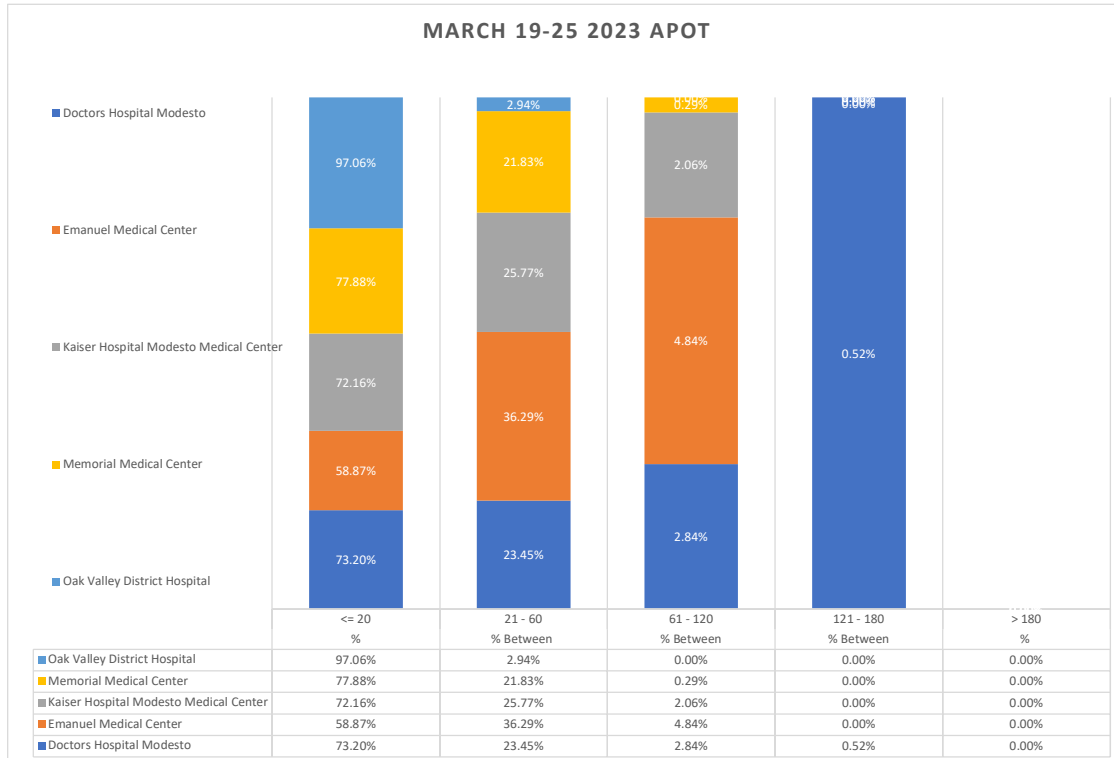
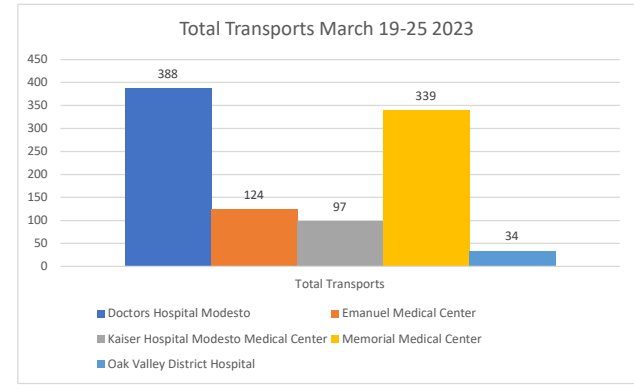


Stanislaus OES APOT

Date Range: 03/19/2023 to 03/25/2023

Provider(s): AMR, Patterson, Oak Valley, Westside

Destination	90th %	Total Transports	Total <= 20	% <= 20	Total Between 21 - 60	% Between 21 - 60	Total Between 61 - 120	% Between 61 - 120	Total Between 121 - 180	% Between 121 - 180	Total > 180	% > 180
Doctors Hospital Modesto	0:33:29	388	284	73.20%	91	23.45%	11	2.84%	2	0.52%	0	0.00%
Emanuel Medical Center	0:48:35	124	73	58.87%	45	36.29%	6	4.84%	0	0.00%	0	0.00%
Kaiser Hospital Modesto Medical Center	0:29:38	97	70	72.16%	25	25.77%	2	2.06%	0	0.00%	0	0.00%
Memorial Medical Center	0:28:40	339	264	77.88%	74	21.83%	1	0.29%	0	0.00%	0	0.00%
Oak Valley District Hospital	0:14:54	34	33	97.06%	1	2.94%	0	0.00%	0	0.00%	0	0.00%
Stanislaus OES Total	0:33:36	982	724	73.73%	236	24.03%	20	2.04%	2	0.20%	0	0.00%



● 90th % is the response time for 9 out of 10 calls.