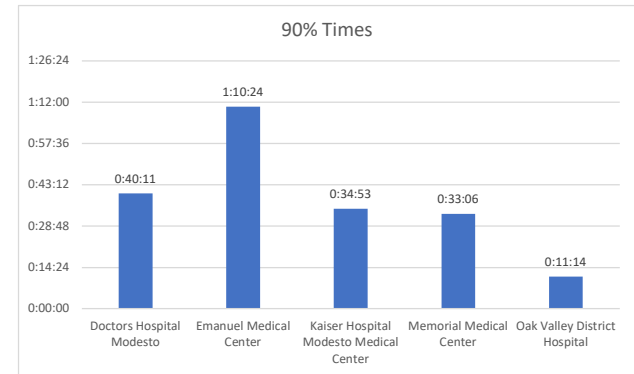
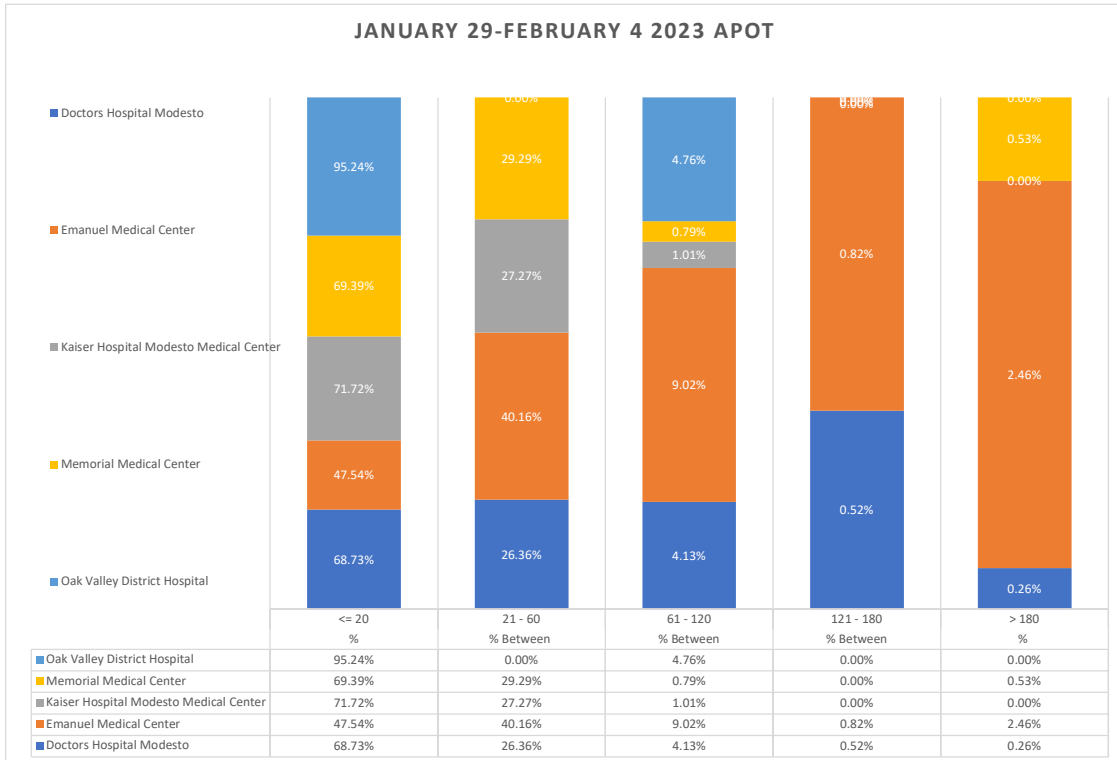
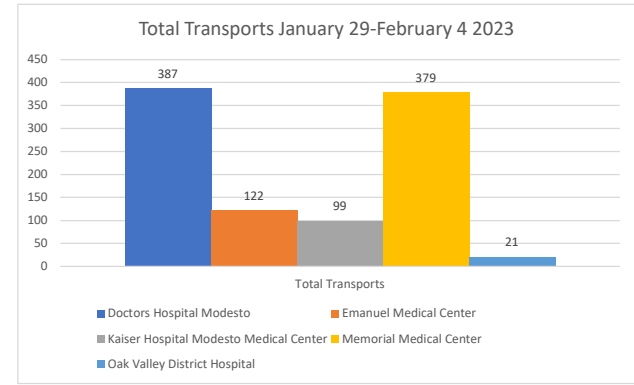


## Stanislaus OES APOT

Date Range: 01/29/2023 to 02/04/2023

Provider(s): AMR, Patterson, Oak Valley, Westside

Destination	90th %	Total Transports	Total <= 20	% <= 20	Total Between 21 - 60	% Between 21 - 60	Total Between 61 - 120	% Between 61 - 120	Total Between 121 - 180	% Between 121 - 180	Total > 180	% > 180
<a href="#">Doctors Hospital Modesto</a>	0:40:11	387	266	68.73%	102	26.36%	16	4.13%	2	0.52%	1	0.26%
<a href="#">Emanuel Medical Center</a>	1:10:24	122	58	47.54%	49	40.16%	11	9.02%	1	0.82%	3	2.46%
<a href="#">Kaiser Hospital Modesto Medical Center</a>	0:34:53	99	71	71.72%	27	27.27%	1	1.01%	0	0.00%	0	0.00%
<a href="#">Memorial Medical Center</a>	0:33:06	379	263	69.39%	111	29.29%	3	0.79%	0	0.00%	2	0.53%
<a href="#">Oak Valley District Hospital</a>	0:11:14	21	20	95.24%	0	0.00%	1	4.76%	0	0.00%	0	0.00%
<b>Stanislaus OES Total</b>	<b>0:39:47</b>	<b>1,008</b>	<b>678</b>	<b>67.26%</b>	<b>289</b>	<b>28.67%</b>	<b>32</b>	<b>3.17%</b>	<b>3</b>	<b>0.30%</b>	<b>6</b>	<b>0.60%</b>



● 90th % is the response time for 9 out of 10 calls.