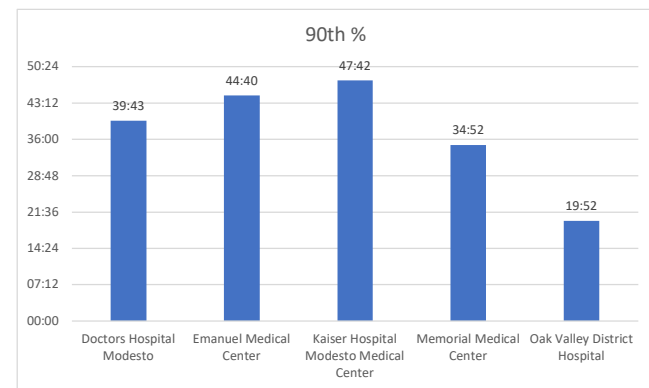
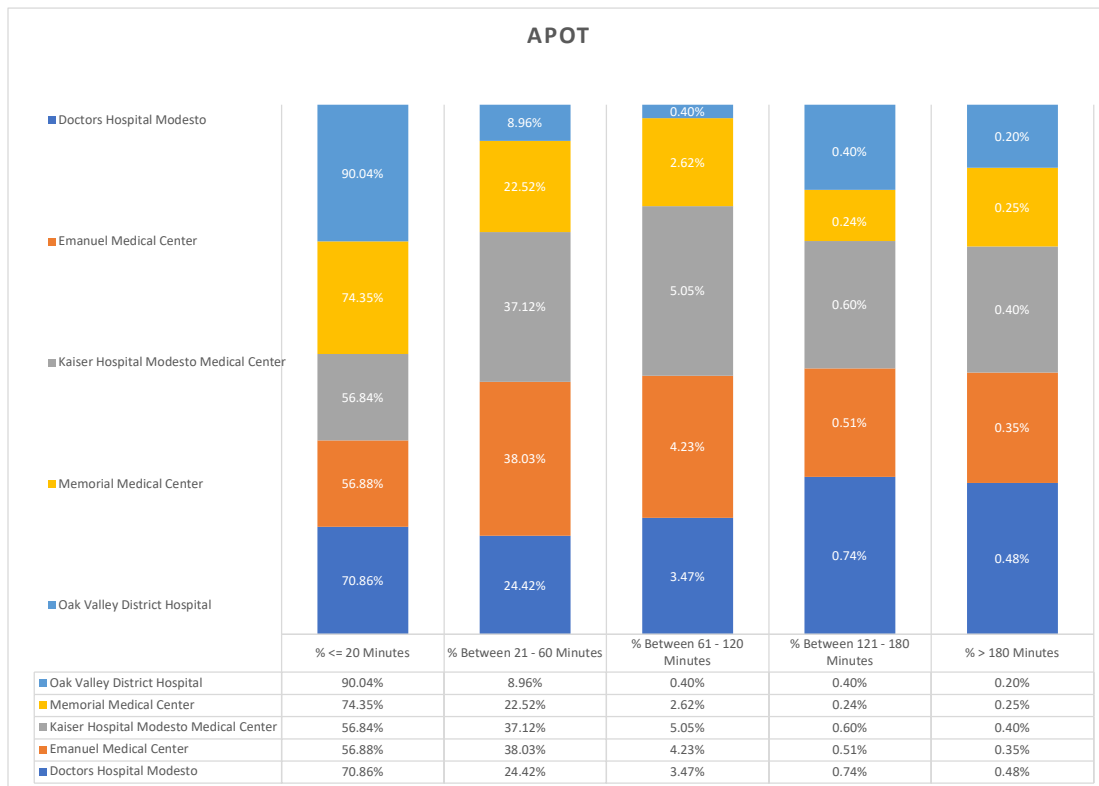
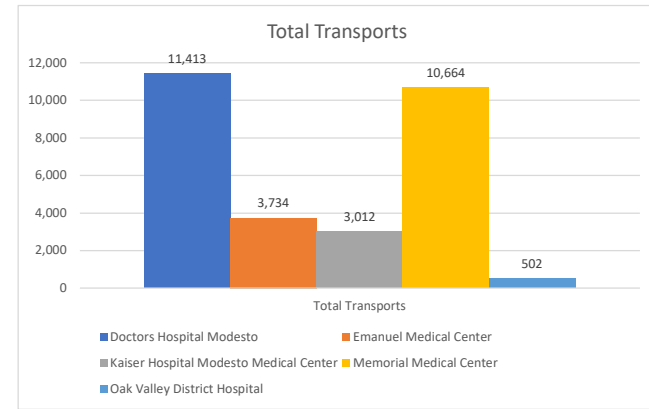


## Stanislaus OES APOT

Date Range: 01/01/2022 to 07/31/2022

Provider(s): AMR, Patterson, Oak Valley, Westside

Destination	90th %	Total Transports	Total <= 20 Minutes	% <= 20 Minutes	Total Between 21 - 60 Minutes	% Between 21 - 60 Minutes	Total Between 61 - 120 Minutes	% Between 61 - 120 Minutes	Total Between 121 - 180 Minutes	% Between 121 - 180 Minutes	Total > 180 minutes	% > 180 Minutes
Doctors Hospital Modesto	39:43	11,413	8,087	70.86%	2,787	24.42%	396	3.47%	85	0.74%	55	0.48%
Emanuel Medical Center	44:40	3,734	2,124	56.88%	1,420	38.03%	158	4.23%	19	0.51%	13	0.35%
Kaiser Hospital Modesto Medical Center	47:42	3,012	1,712	56.84%	1,118	37.12%	152	5.05%	18	0.60%	12	0.40%
Memorial Medical Center	34:52	10,664	7,929	74.35%	2,402	22.52%	279	2.62%	26	0.24%	27	0.25%
Oak Valley District Hospital	19:52	502	452	90.04%	45	8.96%	2	0.40%	2	0.40%	1	0.20%
<b>Stanislaus OES Totals</b>	<b>37:22</b>	<b>29,325</b>	<b>20,304</b>	<b>69.79%</b>	<b>7,772</b>	<b>26.21%</b>	<b>987</b>	<b>3.15%</b>	<b>150</b>	<b>0.50%</b>	<b>108</b>	<b>0.24%</b>



● 90th % is the response time for 9 out of 10 calls.