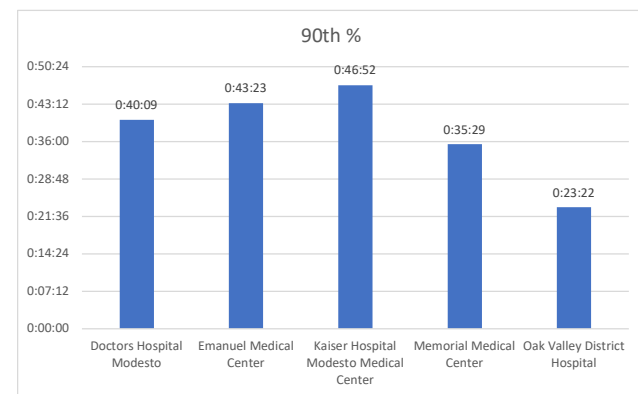
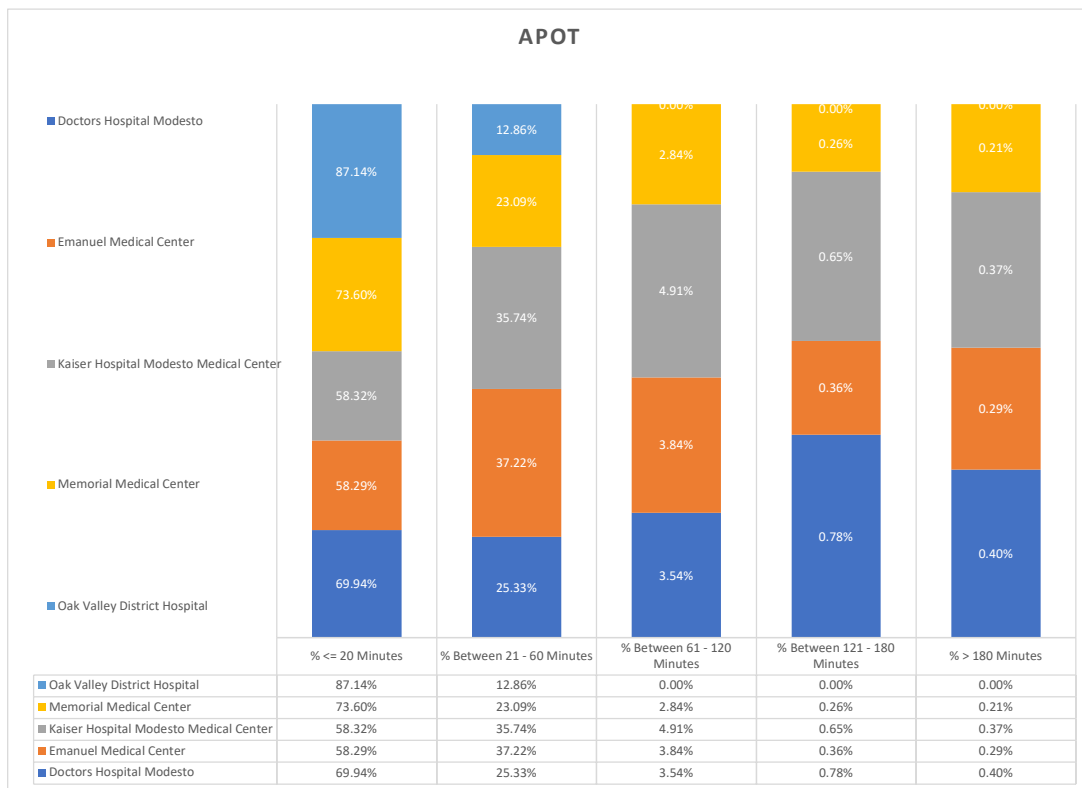
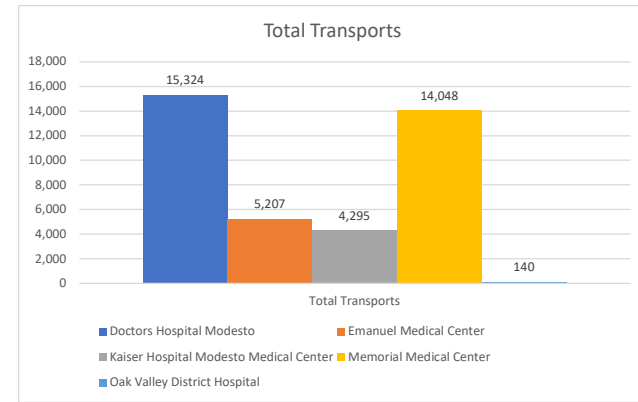


Stanislaus OES APOT
 Date Range: 01/01/2022 to 10/31/2022
 Provider(s): AMR, Patterson, Oak Valley, Westside

Destination	90th %	Total Transports	Total <= 20 Minutes	% <= 20 Minutes	Total Between 21 - 60 Minutes	% Between 21 - 60 Minutes	Total Between 61 - 120 Minutes	% Between 61 - 120 Minutes	Total Between 121 - 180 Minutes	% Between 121 - 180 Minutes	Total > 180 minutes	% > 180 Minutes
Doctors Hospital Modesto	0:40:09	15,324	10,718	69.94%	3,882	25.33%	543	3.54%	119	0.78%	62	0.40%
Emanuel Medical Center	0:43:23	5,207	3,035	58.29%	1,938	37.22%	200	3.84%	19	0.36%	15	0.29%
Kaiser Hospital Modesto Medical Center	0:46:52	4,295	2,505	58.32%	1,535	35.74%	211	4.91%	28	0.65%	16	0.37%
Memorial Medical Center	0:35:29	14,048	10,339	73.60%	3,244	23.09%	399	2.84%	36	0.26%	29	0.21%
Oak Valley District Hospital	0:23:22	140	122	87.14%	18	12.86%	0	0.00%	0	0.00%	0	0.00%
Stanislaus OES Totals	0:39:37	39,014	26,719	68.49%	10,617	27.21%	1,353	3.47%	202	0.52%	122	0.31%



● 90th % is the response time for 9 out of 10 calls.