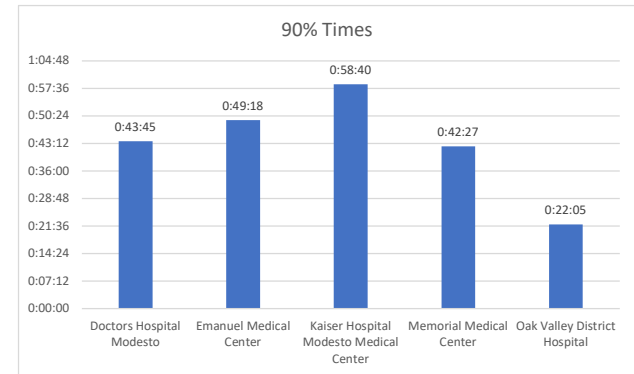
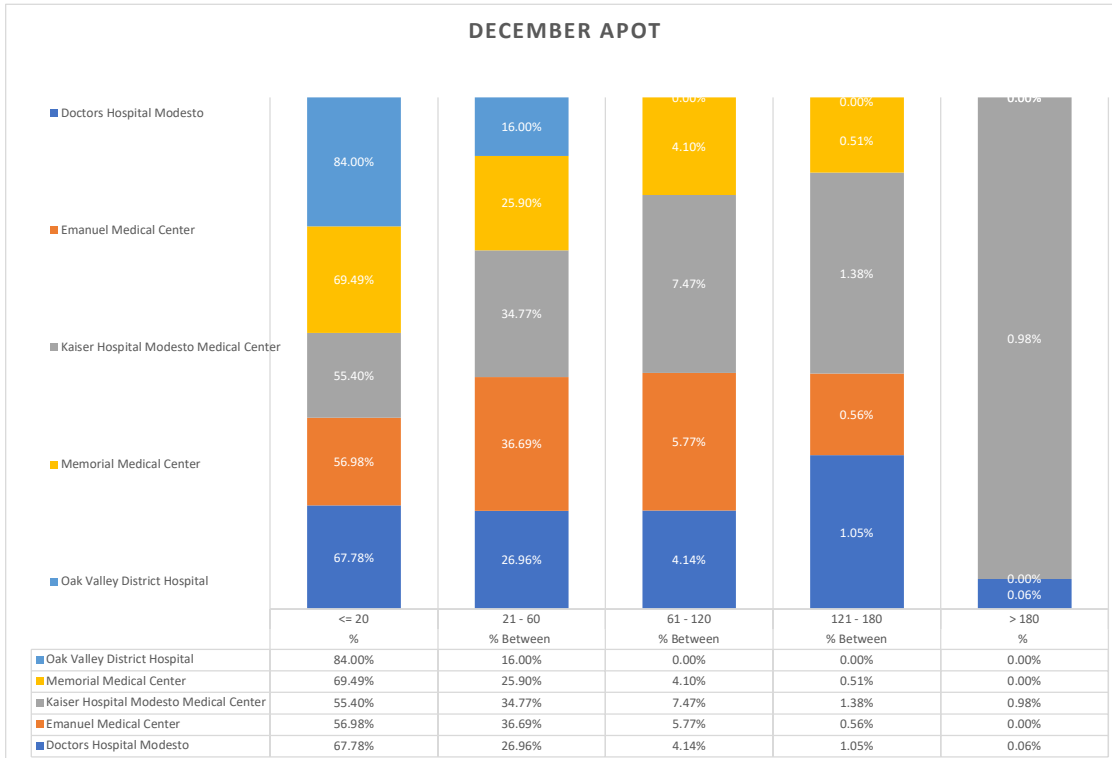
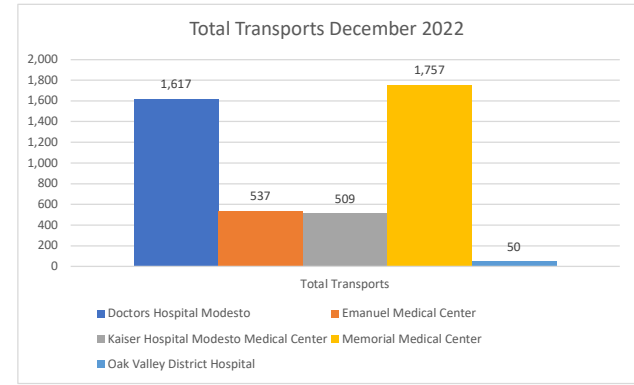


Stanislaus OES APOT

Date Range: 12/01/2022 to 12/31/2022

Provider(s): AMR, Patterson, Oak Valley, Westside

Destination	90th %	Total Transports	Total <= 20	% <= 20	Total Between 21 - 60	% Between 21 - 60	Total Between 61 - 120	% Between 61 - 120	Total Between 121 - 180	% Between 121 - 180	Total > 180	% > 180
Doctors Hospital Modesto	0:43:45	1,617	1096	67.78%	436	26.96%	67	4.14%	17	1.05%	1	0.06%
Emanuel Medical Center	0:49:18	537	306	56.98%	197	36.69%	31	5.77%	3	0.56%	0	0.00%
Kaiser Hospital Modesto Medical Center	0:58:40	509	282	55.40%	177	34.77%	38	7.47%	7	1.38%	5	0.98%
Memorial Medical Center	0:42:27	1,757	1221	69.49%	455	25.90%	72	4.10%	9	0.51%	0	0.00%
Oak Valley District Hospital	0:22:05	50	42	84.00%	8	16.00%	0	0.00%	0	0.00%	0	0.00%
Stanislaus OES Total	0:43:15	4,470	2,947	66.73%	1,273	28.06%	208	4.30%	36	0.70%	6	0.21%



● 90th % is the response time for 9 out of 10 calls.