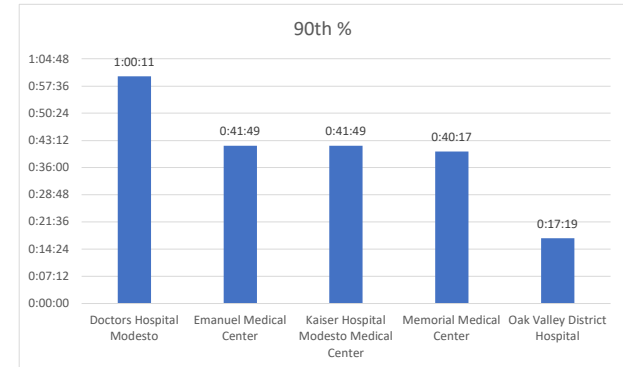
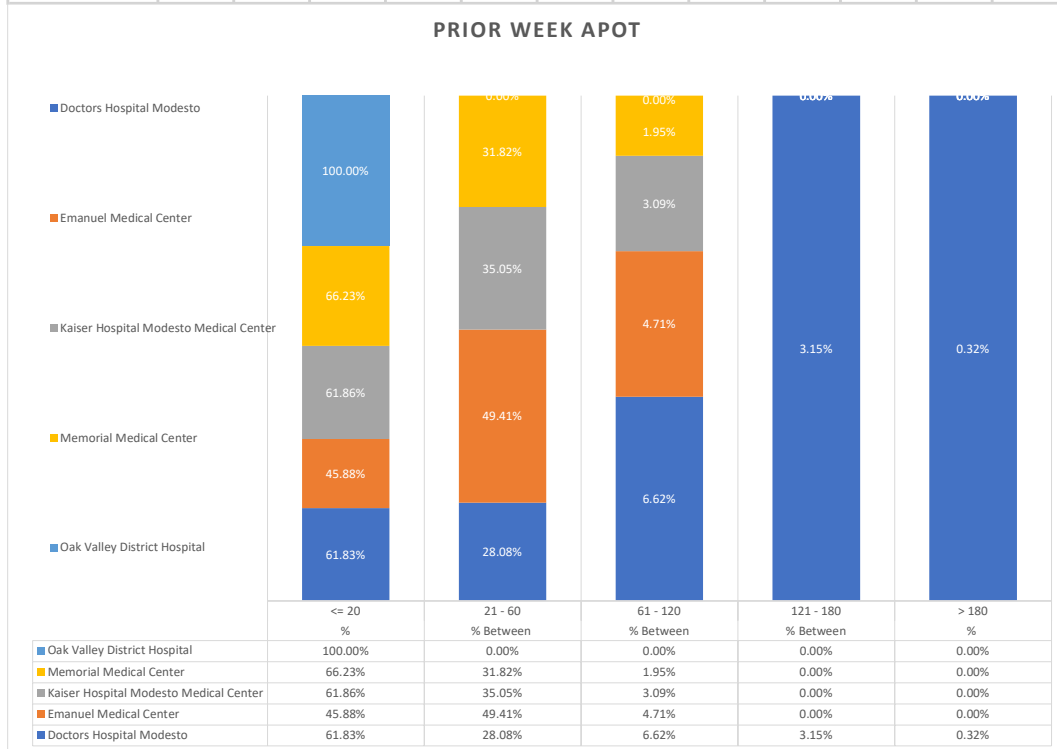
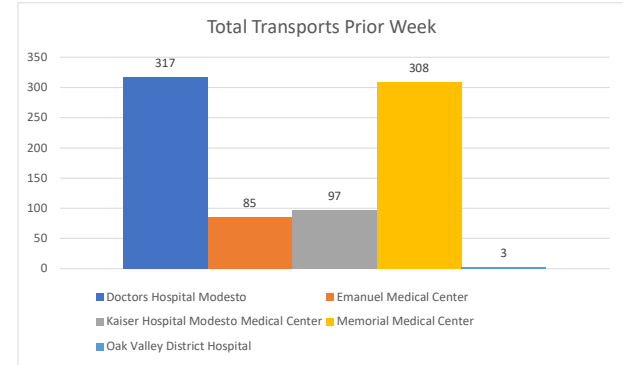


Stanislaus OES APOT
 Date Range: 11/13/2022 to 11/19/2022
 Provider(s): AMR, Patterson, Oak Valley, Westside

Destination	90th %	Total Transports	Total ≤ 20	% ≤ 20	Total Between 21 - 60	% Between 21 - 60	Total Between 61 - 120	% Between 61 - 120	Total Between 121 - 180	% Between 121 - 180	Total > 180	% > 180
Doctors Hospital Modesto	1:00:11	317	196	61.83%	89	28.08%	21	6.62%	10	3.15%	1	0.32%
Emanuel Medical Center	0:41:49	85	39	45.88%	42	49.41%	4	4.71%	0	0.00%	0	0.00%
Kaiser Hospital Modesto Medical Center	0:41:49	97	60	61.86%	34	35.05%	3	3.09%	0	0.00%	0	0.00%
Memorial Medical Center	0:40:17	308	204	66.23%	98	31.82%	6	1.95%	0	0.00%	0	0.00%
Oak Valley District Hospital	0:17:19	3	3	100.00%	0	0.00%	0	0.00%	0	0.00%	0	0.00%
Stanislaus OES Total	0:45:14	810	502	61.98%	263	32.47%	34	4.20%	10	1.23%	1	0.12%



● 90th % is the response time for 9 out of 10 calls.