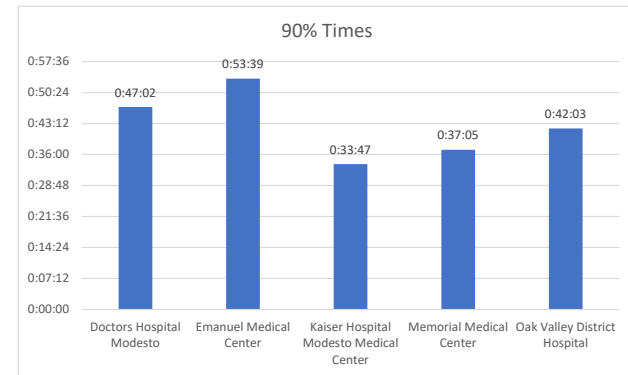
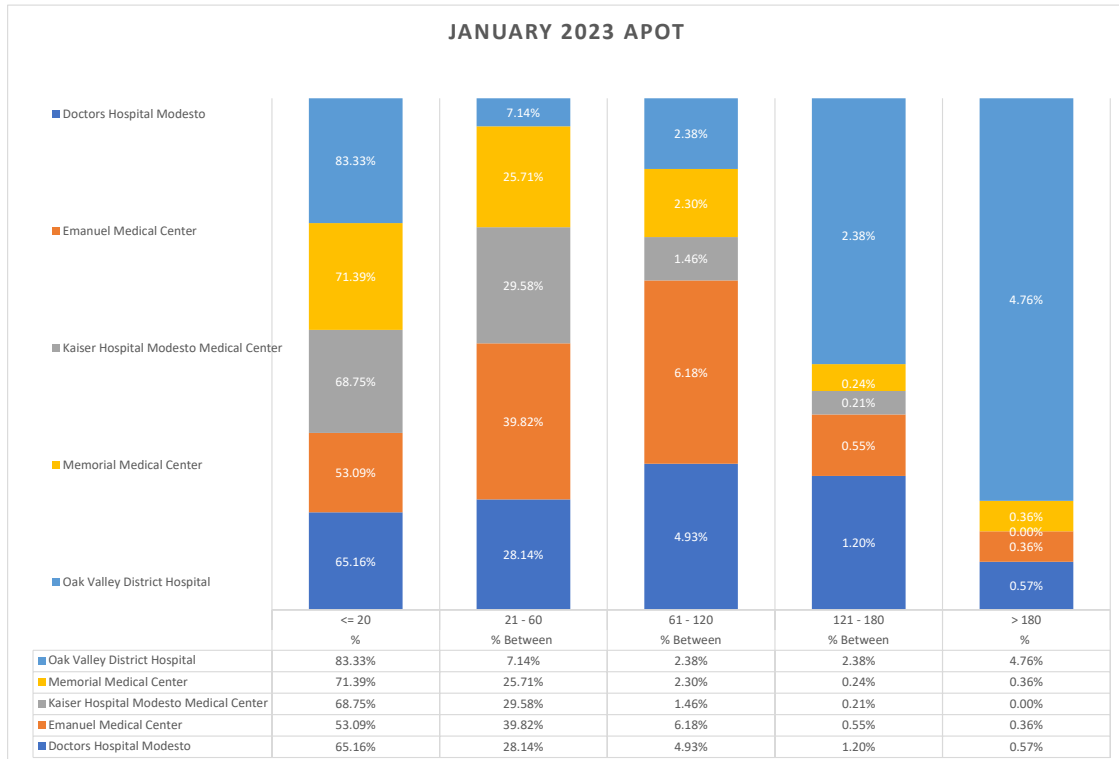
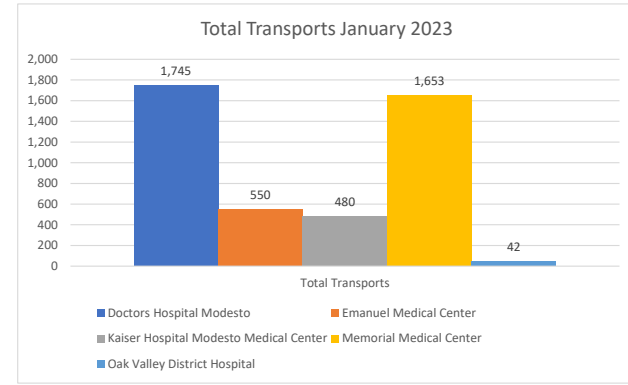


Stanislaus OES APOT

Date Range: 01/01/2023 to 1/31/2023

Provider(s): AMR, Patterson, Oak Valley, Westside

Destination	90th %	Total Transports	Total	%	Total	% Between	Total	% Between	Total	% Between	Total	%
			<= 20	<= 20	21 - 60	21 - 60	61 - 120	61 - 120	121 - 180	121 - 180	> 180	> 180
Doctors Hospital Modesto	0:47:02	1,745	1,137	65.16%	491	28.14%	86	4.93%	21	1.20%	10	0.57%
Emanuel Medical Center	0:53:39	550	292	53.09%	219	39.82%	34	6.18%	3	0.55%	2	0.36%
Kaiser Hospital Modesto Medical Center	0:33:47	480	330	68.75%	142	29.58%	7	1.46%	1	0.21%	0	0.00%
Memorial Medical Center	0:37:05	1,653	1,180	71.39%	425	25.71%	38	2.30%	4	0.24%	6	0.36%
Oak Valley District Hospital	0:42:03	42	35	83.33%	3	7.14%	1	2.38%	1	2.38%	2	4.76%
Stanislaus OES Total	0:42:29	4,470	2,974	66.53%	1,280	28.64%	166	3.71%	30	0.67%	20	0.45%



● 90th % is the response time for 9 out of 10 calls.